

18 December 2020

Transport Activities

October 2020 – Air Transport Flash Statistics

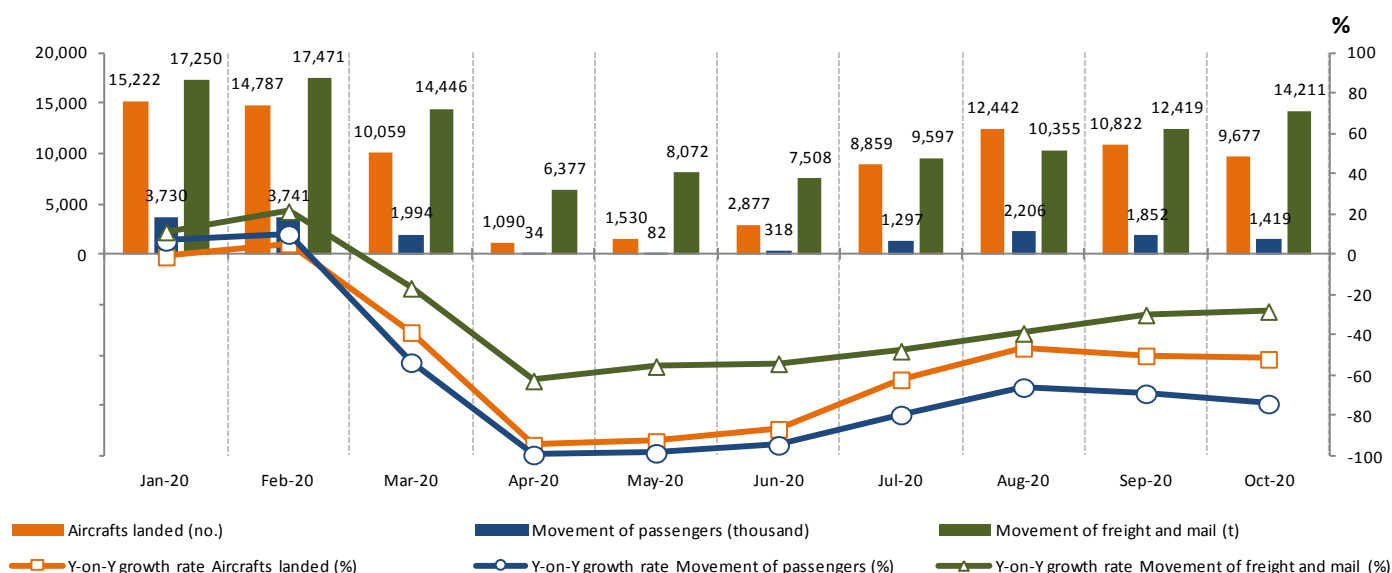
**Downwards trend in passenger movement has deepened in October**

**In October 2020** there was a movement of 1.4 million passengers at national airports, representing a decrease of 74.1%<sup>1</sup> (-69.0% in September). The movement of freight and mail totalled 14.2 thousand tonnes, corresponding to a decrease of 28.1% (-29.8% in September).

Despite the circumstances determined by the COVID-19 pandemic, Statistics Portugal calls for the best collaboration by companies, families and public entities in responding to Statistics Portugal’s data requests. The quality of official statistics, particularly its ability to identify the impacts of the COVID-19 pandemic, crucially depends on this collaboration, which Statistics Portugal thanks in advance.

**In October 2020**, 9.7 thousand commercial aircrafts landed at national airports, representing a year-on-year growth rate of -51.9% (-50.2% in September and -46.4% in August). There was a movement of 1.4 million passengers (embarked, disembarked and direct transits), representing a year-on-year growth rate of -74.1% (-69.0% in September and -65.9% in August). The movement of freight and mail at national airports totalled 14.2 thousand tonnes, corresponding to a decrease of 28.1% (-29.8% in September and -39.0% in August).

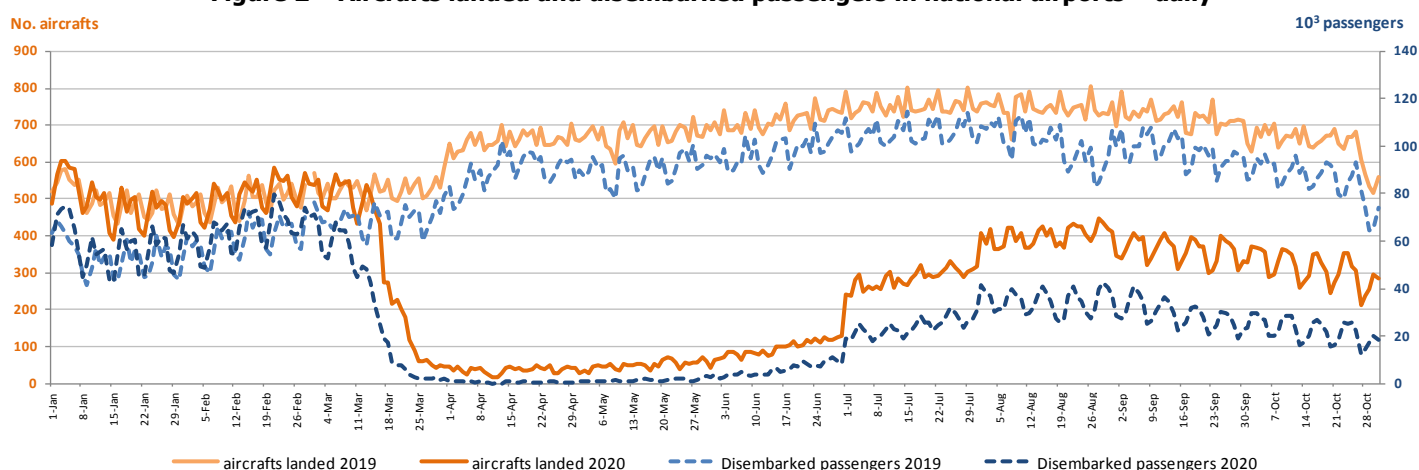
**Figure 1 – Aircrafts landed, passengers and freight/mail movement at national airports**



<sup>1</sup> Unless stated otherwise, the rates of change presented in this press release are year-on-year rates of change.

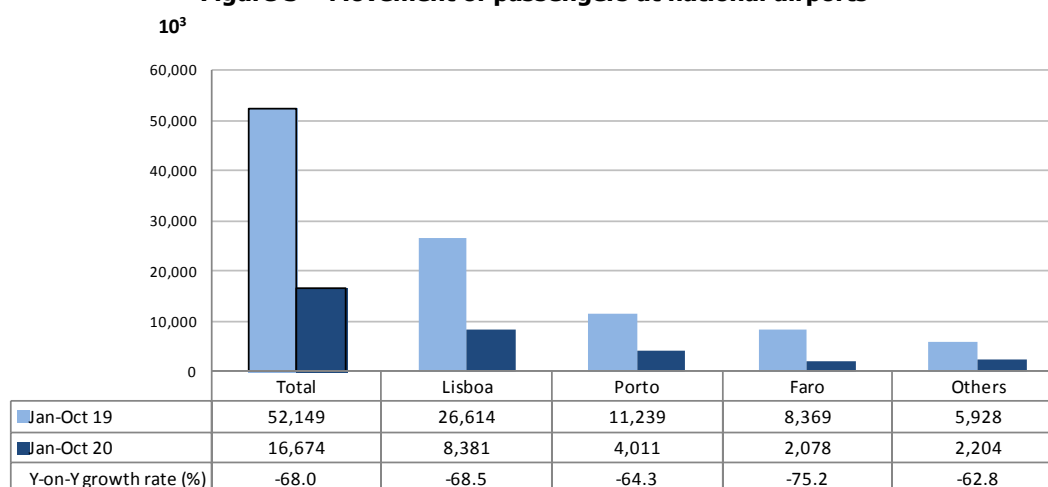
Considering the number of aircrafts landed and the number of passengers daily disembarked between January and October 2020, and comparing with the same period of the previous year, is visible the impact of the COVID-19 pandemic and the measures adopted at the airspace level from the beginning of the second fortnight of March. Despite the recovery verified in July and August, in September there was a reversal of the trend and in October there was a further deterioration, with daily reductions of more than 45% in the number of aircraft landed and more than 65% in the number of passengers disembarked.

**Figure 2 – Aircrafts landed and disembarked passengers in national airports – daily**



**Between January and October 2020**, 87.4 thousand commercial aircraft landed at national airports (-55.5% compared to the same period in the previous year) and 16.7 million passengers were handled (-68.0%). The movement of passengers in Lisboa airport corresponded to 50.3% of total handled passengers (8.4 million) and recorded a decrease of 68.5%. Considering the three airports with the highest passenger traffic, Faro airport recorded the greatest decrease in the movement of passengers in this period (-75.2%).

**Figure 3 – Movement of passengers at national airports**



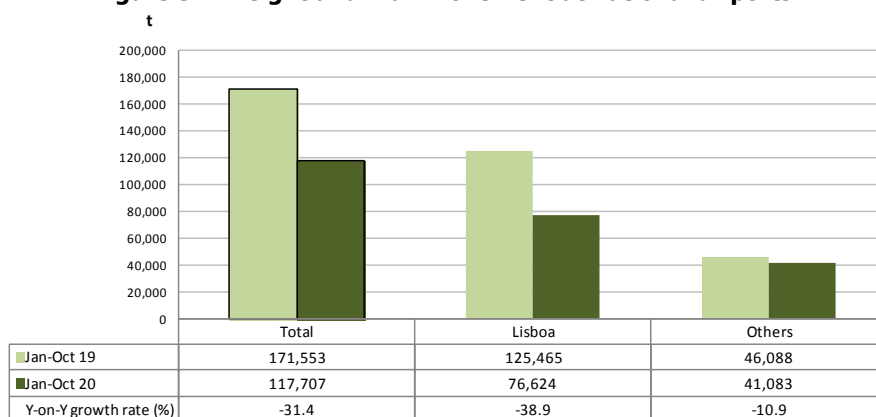
Between January and October 2020, and considering the volume of passengers disembarked and embarked on international flights, France was the main country of origin and destination of flights. The United Kingdom was the second main country of origin and destination and showed the major reduction in the number of passengers disembarked and embarked compared to the same period in the previous year (-74.9% and -74.1%, respectively). There were no changes in the ranking of the top 5 countries of origin or destination of flights, compared to the period from January to September.

**Figure 4 – Main country of origin and destination of flights with passengers at national airports**

Ranking	Country of origin (of the flight)	Jan to Oct 20		Ranking	Country of destination (of the flight)	Jan to Oct 20	
		Passengers disembarked (10 <sup>3</sup> )	Y-on-Y growth rate (%)			Passengers embarked (10 <sup>3</sup> )	Y-on-Y growth rate (%)
1.º	France	1,295.8	-61.5	1.º	France	1,301.0	-61.0
2.º	United Kingdom	997.7	-74.9	2.º	United Kingdom	1,035.4	-74.1
3.º	Germany	787.7	-65.1	3.º	Germany	831.7	-63.5
4.º	Spain	666.7	-72.1	4.º	Spain	678.3	-71.5
5.º	Switzerland	412.5	-56.7	5.º	Switzerland	433.3	-54.8

In the period from January to October 2020, there was a decrease of 31.4% in freight and mail movement at national airports, reaching 117.7 thousand tonnes. The movement of freight and mail at Lisboa airport represented 65.1% of the total, corresponding to 76.6 thousand tonnes (-38.9% compared to the same period in the previous year).

**Figure 5 – Freight and mail movement at national airports**



#### EXPLANATORY NOTES

In this "Press Release" the following statistical data are used:

January to October 2019: Definitive results;  
January to October 2020: Preliminary results.

**SOURCES:** Autoridade Nacional de Aviação Civil and ANA – Aeroportos de Portugal, S.A.

#### MAIN CONCEPTS:

**Commercial aviation** - Air transport flight performed for the public transport of passengers, freight or mail, for remuneration and for hire.

**Commercial air traffic** - Movement of aircrafts, passengers, freight and mail in commercial aviation.

Next Press Release "Air Transport Flash Statistics": January 18, 2021

Next Press Release "Transport activities" (4<sup>th</sup> Q 2020): March 9, 2021