

17 February 2021

Transport Activities

December 2020 – Air Transport Flash Statistics

---

### **Movement of passengers at national airports in 2020: -69.4%**

In **2020** (preliminary results), 100.2 thousand commercial aircraft landed at national airports (-56.0%<sup>1</sup> vis-à-vis 2019) and 18.4 million passengers were handled (-69.4%). The freight and mail movement at national airports recorded a decrease of 30.2%, reaching 147.0 thousand tonnes.

In 2020, France was the main country of origin and destination of flights (2<sup>nd</sup> position in 2019), followed by the United Kingdom (1<sup>st</sup> position in 2019) which recorded the major reduction in the number of passengers disembarked and embarked compared with 2019 (-76.0% and -75.2%, respectively).

**In December 2020** there was a movement of 1.0 million passengers at national airports, representing a decrease of 74.7% (-82.1% in November). The movement of freight and mail totalled 15.0 thousand tonnes, corresponding to a decrease of 23.1% (-27.2% in November).

**Despite the circumstances determined by the COVID-19 pandemic, Statistics Portugal calls for the best collaboration by companies, families and public entities in responding to Statistics Portugal's data requests. The quality of official statistics, particularly its ability to identify the impacts of the COVID-19 pandemic, crucially depends on this collaboration, which Statistics Portugal thanks in advance.**

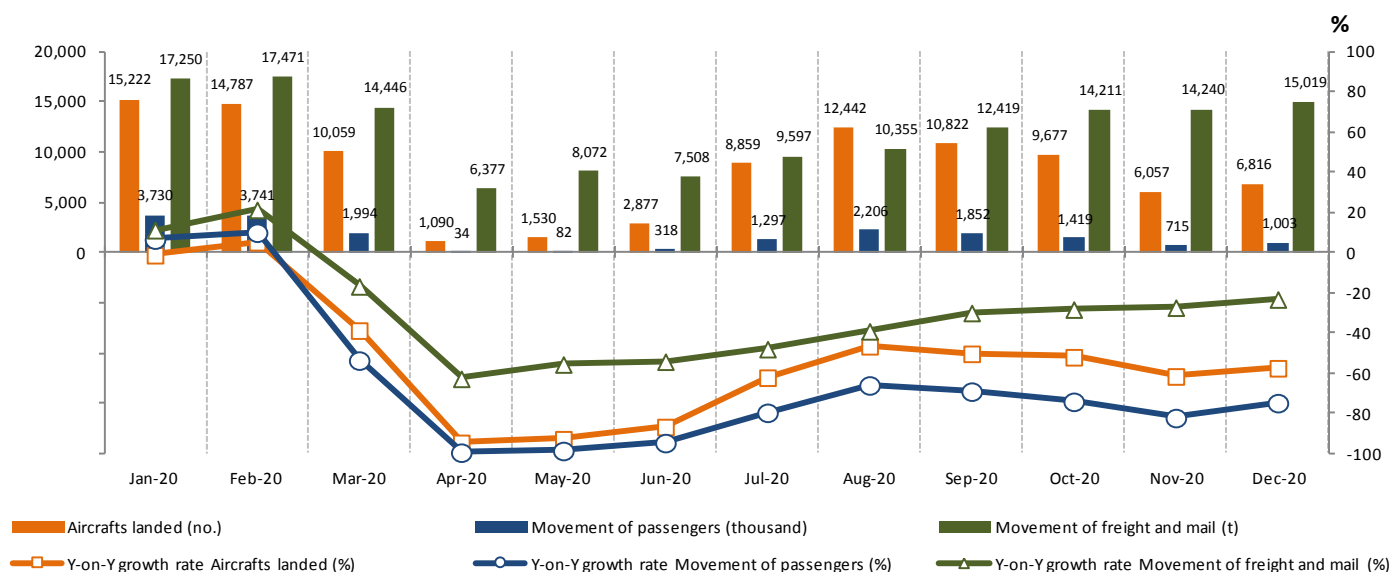
**In December 2020**, 6.8 thousand commercial aircrafts landed at national airports, representing a year-on-year growth rate of -57.3% (-61.4% in November and -51.9% in October). There was a movement of 1.0 million passengers (embarked, disembarked and direct transits), representing a year-on-year growth rate of -74.7% (-82.1% in November and -74.1% in October). The movement of freight and mail at national airports totalled 15.0 thousand tonnes, corresponding to a decrease of 23.1% (-27.2% in November and -28.1% in October), and maintaining the continuous recovery trend since April, when the maximum decrease was registered (-62.6%).

Considering monthly values of 2020 for the 3 indicators, in April and May were registered the highest decreases in relation to the same periods in the previous year (-94.5% and -92.7% in aircrafts landed, -99.4% and -98.5% in the movement of passengers and -62.6% and -55.5% in the movement of freight and mail, respectively).

---

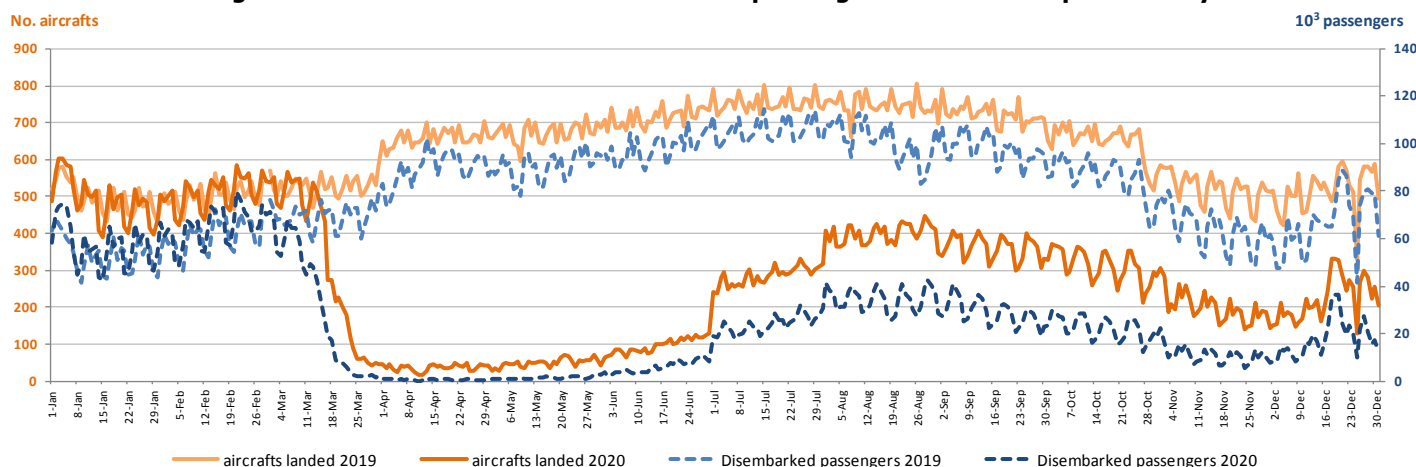
<sup>1</sup> Unless stated otherwise, the rates of change presented in this press release are year-on-year rates of change.

**Figure 1 – Aircrafts landed, passengers and freight/mail movement at national airports**



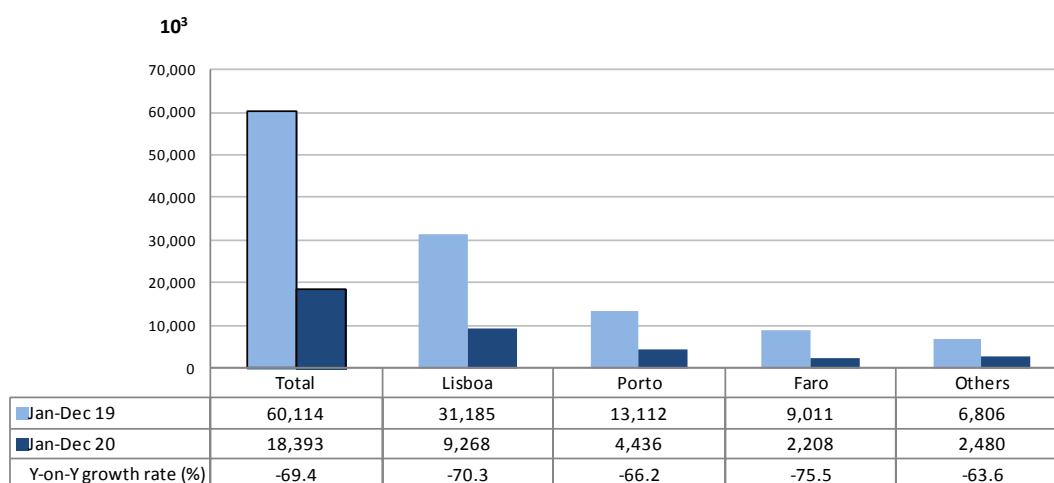
Considering the number of aircrafts landed and the number of passengers daily disembarked in 2020, and comparing with the previous year, is visible the impact of the measures adopted at the airspace level from the beginning of the second fortnight of March in the context of the COVID-19 pandemic. Despite the recovery in July and August, there was a reversal of the trend since September. In December a light recovery was recorded due to the Christmas season.

**Figure 2 – Aircrafts landed and disembarked passengers in national airports – daily**



**In 2020**, 100.2 thousand commercial aircraft landed at national airports (-56.0% vis-à-vis 2019) and 18.4 million passengers were handled (-69.4%). The movement of passengers in Lisboa airport corresponded to 50.4% of total handled passengers (9.3 million) and recorded a decrease of 70.3%. Considering the three airports with the highest passenger traffic, Faro airport recorded the highest decrease in the movement of passengers in 2020 (-75.5%).

**Figure 3 – Movement of passengers at national airports**



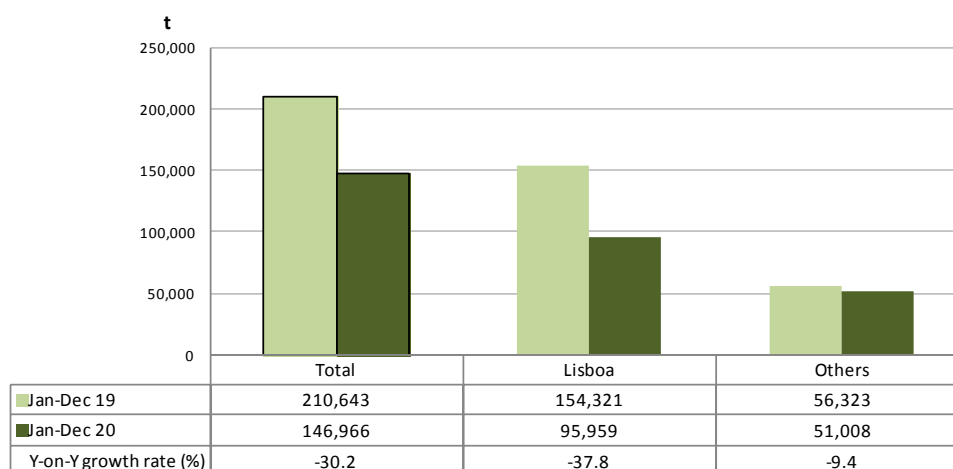
Considering the volume of passengers disembarked and embarked on international flights in 2020, France was the main country of origin and destination of flights (2<sup>nd</sup> position in 2019). The United Kingdom was the second main country of origin and destination (1<sup>st</sup> position in 2019) and showed the major reduction in the number of passengers disembarked and embarked compared with the previous year (-76.0% and -75.2%, respectively). Spain recorded the second major reduction in both indicators and occupied the 4<sup>th</sup> position in 2020 (3<sup>rd</sup> in 2019).

**Figure 4 – Main country of origin and destination of flights with passengers at national airports**

Ranking	Country of origin (of the flight)	Jan to Dec 2020		Ranking	Country of destination (of the flight)	Jan to Dec 2020	
		Passengers disembarked (10 <sup>3</sup> )	Y-on-Y growth rate (%)			Passengers embarked (10 <sup>3</sup> )	Y-on-Y growth rate (%)
1	France	1451.2	-62.6	1	France	1,443.0	-62.6
2	United Kingdom	1072.8	-76.0	2	United Kingdom	1,109.7	-75.2
3	Germany	856.4	-66.9	3	Germany	889.3	-65.9
4	Spain	709.9	-74.9	4	Spain	721.6	-74.3
5	Switzerland	467.4	-58.2	5	Switzerland	473.3	-57.7

In 2020, there was a decrease of 30.2% in freight and mail movement at national airports, reaching 147.0 thousand tonnes. The movement of freight and mail at Lisboa airport represented 65.3% of the total, corresponding to 96.0 thousand tonnes (-37.8% compared with 2009). The aggregate of other airports decreased by 9.4%.

**Figure 5 – Freight and mail movement at national airports**



**EXPLANATORY NOTES**

In this "Press Release" the following statistical data are used:

January to December 2019: Definitive results;  
January to December 2020: Preliminary results.

**SOURCES:** Autoridade Nacional de Aviação Civil and ANA – Aeroportos de Portugal, S.A.

**MAIN CONCEPTS:**

**Commercial aviation** - Air transport flight performed for the public transport of passengers, freight or mail, for remuneration and for hire.

**Commercial air traffic** - Movement of aircrafts, passengers, freight and mail in commercial aviation.

Next Press Release "Air Transport Flash Statistics": March 17, 2021

Next Press Release "Transport activities" (4<sup>th</sup> Q 2020): March 9, 2021