

SYNTHESIS INE @ COVID-19

April . 15 . 2021

Statistics Portugal makes available the weekly report for monitoring the social and economic impact of the COVID-19 pandemic.

This report covers the press releases concerning:

- Tourism activity – January 2021, published on March 15;
- Construction: building permits and completed buildings – 4th Quarter of 2020, published on March 15;
- Vital Statistics - Preliminary Results – 2020, published on March 16;
- Transport activities - Air Transport Flash Statistics – January 2021, published on March 17;
- Industrial production price index – February 2021, published on March 17;
- Monthly Economic Survey – February 2021, published on March 17;
- Interest rates implied in housing loans – February 2021, published on March 18;
- Deaths by week - Preliminary data 2021 – Weeks 08 to 09, published on March 19.

For further details, see the links available throughout this press release.

Tourism activity with over 80% losses in revenue

In January 2021, the tourist accommodation sector recorded:

- 308.4 thousand guests, i.e. -78.3% year-on-year (-71.2% in December);
- 709.9 thousand overnight stays in total, corresponding to a year-on-year reduction of 78.2% (-72.6% in December);
- 60.3% less overnight stays spent by residents (-54.2% in December) and 87.0% less overnight stays spent by non-residents (-83.2% in December).



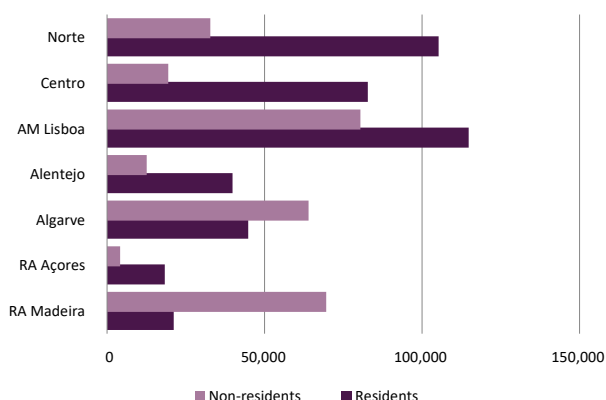
By type of accommodation, the outcome regarding overnight stays in January 2021, in year-on-year terms, was as follows:

- Hotels and similar: -81.4% (corresponding to 71.1% of total overnight stays);
- Local accommodation establishments: -63.4% (weight of 25.1% in total overnight stays);
- Rural/lodging tourism establishments: -54.2% (accounted for 3.8% of total overnight stays).

Overnight stays and guests in January 2021

	Overnight stays		Guests	
	10 ³	Year-on-year change	10 ³	Year-on-year change
Total	709.9	-78.2%	308.4	-78.3%
Resident	427.0	-60.3%	227.8	-65.5%
Non-residentes	282.9	-87.0%	80.6	-89.4%

Overnight stays in tourist accommodation establishments, by region
NUTS II – January 2021



In January 2021, 54.0% of tourist accommodation establishments were closed or recorded no guests (52.3% in December).

All NUTS II regions in Portugal registered, in January 2021, expressive year-on-year decreases in overnight stays:

- The lowest occurring in Alentejo (-59.3%) and Centro (-69.3%);
- The highest in Área Metropolitana de Lisboa (-81.9%), Região Autónoma da Madeira (-81.2%) and Algarve (-80.6%).

In the same month, Área Metropolitana de Lisboa accounted for 27.5% of overnight stays, followed by Norte (19.4%) and Algarve (15.3%).

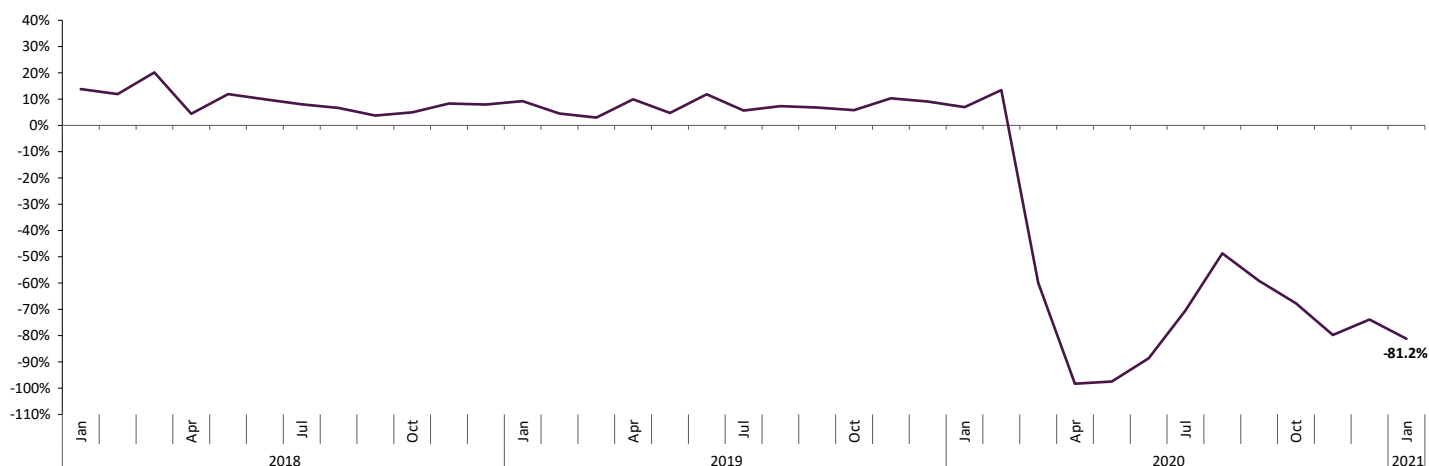
In January 2021, year-on-year, in tourist accommodation establishments:

- The average stay of guests (2.30 nights) decreased by 0.4% (-4.9% in December);
- Total revenue amounted to EUR 33.0 million, corresponding to a reduction of 81.2% (-73.9% in December);
- All regions registered significant decreases in total revenue. Área Metropolitana de Lisboa (-86.5%), Algarve (-81.5%) and Norte (-80.4%) were the most affected.

SYNTHESIS INE @ COVID-19

April . 15 . 2021

Revenue in tourist accommodation establishments
(monthly year-on-year rates of change)



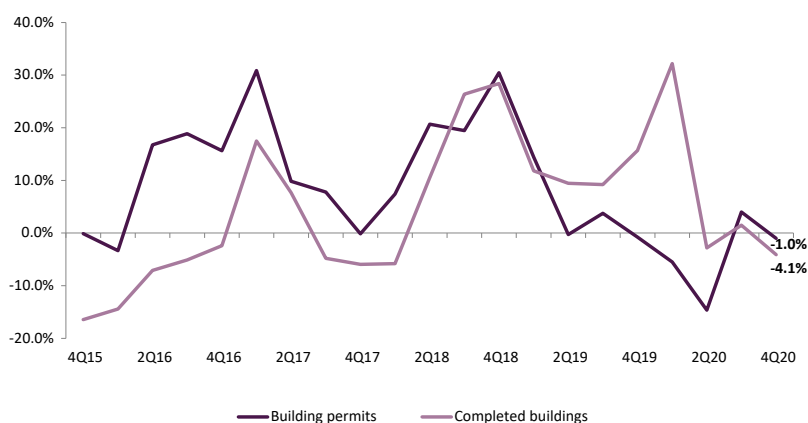
More information available at:
[Tourism activity – January 2021](#)
(15 March 2021)

Buildings permits decreased in the 4th quarter and in 2020 as a whole
Completed buildings declined in the 4th quarter and increased in 2020 as a whole

In the 4th quarter of 2020, compared with the same quarter of the previous year:

- The number of buildings permits (5.7 thousand) decreased by 1.0% (+4.0% in the 3rd quarter);
- Building permits for new constructions grew by 1.2% (+6.5% in the 3rd quarter);
- Renovation permits decreased by 7.8% (-3.5% in the 3rd quarter);
- Completed buildings (3.7 thousand) decreased by 4.1% (+1.5% in the 3rd quarter).

Permits and completed buildings
(monthly year-on-year rates of change)



In comparison with the previous quarter, the number of building permits decreased by 3.8% and the number of completed buildings increased by 1.0%.

Throughout the year 2020, the number of building permits showed some volatility in year-on-year terms, with declining rates of change in March to May, and in September and October, with April registering the most intense negative year-on-year rate of change (-25.2%). In the remaining months, positive year-on-year rates of change were recorded, most marked in June, July, and August (+9.9%, +5.3% and +8.7%, respectively).

Of the total number of building permits in the 4th quarter of 2020, 71.7% were new constructions, of which 78.4% provided for family housing.

Of the total number of completed buildings in this period, 80.1% were new constructions, of which 77.4% provided for family housing.

More information available at:

[Construction: building permits and completed buildings – 4th quarter of 2020](#)
(15 March 2021)

Natural balance worsens in 2020 with an increase in deaths and a decrease in live births

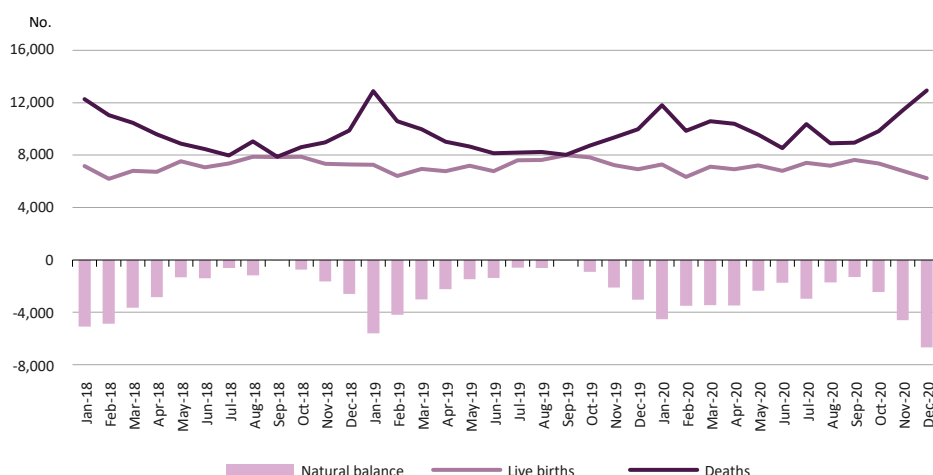
In 2020, 84,558 live births and 123,467 deaths were registered in the national territory (preliminary data), of which:

- Live births to mothers residing in the country: 84,296 (-2.6% than in 2019);
- Deaths of residents in the country: 123,152 (+10.2% than in 2019).

The increase in the number of deaths and the decrease in the number of live births, in the context of the COVID-19 pandemic, determined a strong worsening of the natural balance (-38,856).

Portugal's natural balance has been negative for 12 years.

Live births, deaths and natural balance,
Jan. 2018 to Dec. 2020 - Portugal



More information available at:

[2020 Vital Statistics](#)
(16 March 2021)

Air passenger traffic with sharp year-on-year decrease in early 2021

At national airports, in January 2021, year-on-year:

- The passenger movement, which was 772 thousand including embarking, disembarking and direct transits, decreased by 79.3% (-74.7% in December);
 - » 70% of passengers disembarked corresponded to international traffic (82% in December), most of which (52%) came from airports located in Europe;
 - » 77% of passengers disembarked are associated to international traffic (83% in December), and their destination are mainly located in Europe (63%);
- Cargo and mail freight (12.0 thousand tonnes) decreased by 30.2% (-23.1% in December);
- The number of landed commercial aircraft amounted to 5.8 thousand, decreasing by 62.0% (-57.3% in December);

Landed aircraft, passenger movement and cargo/mail, Jan. 2021
(Year-on-year rate of change)



- The airport of Lisboa handled 54.3% of all passengers (420 thousand) and registered a decrease of 80.8%;
- Among the three airports with the highest passenger traffic, Faro was the one with the largest decrease: -85.9%;
- France was the main country of origin and destination of passengers in the national airports: 54.4 thousand passengers disembarked (-76.1%) and 86.5 thousand embarked (-65.3%);
- Of the five main destination countries for passenger flights at national airports, Spain registered the greatest reduction, in relative terms, in the number of passengers disembarking and embarking: -91.4% and -90.5%, respectively;
- The movement of cargo and mail (7.8 thousand tons) decreased by 38.7%.

More information available at:
[Air transport flash statistics – January 2021](#)
(17 March 2021)

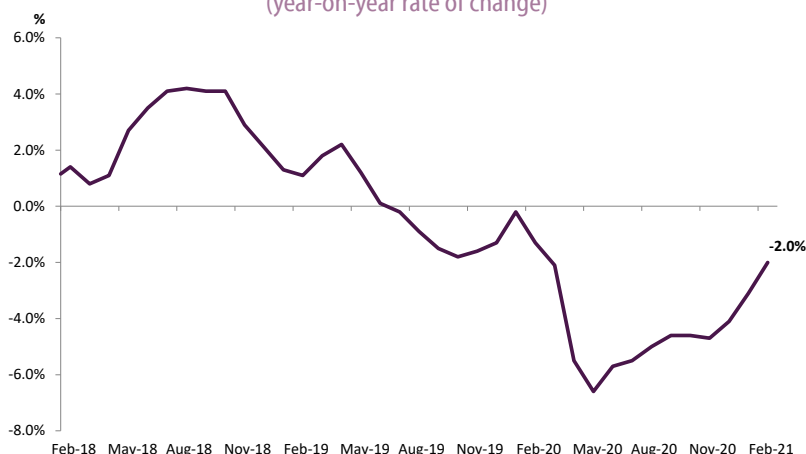
Industrial production prices decreased by 2.0% year-on-year

Year-on-year rate of change

In February 2021, the industrial production prices registered a year-on-year reduction of 2.0% (-3.1% in the previous month).

Excluding *Energy*, the year-on-year rate of change in industrial production prices was 0.6% (nil change in January).

Industrial Production Prices Index
(year-on-year rate of change)

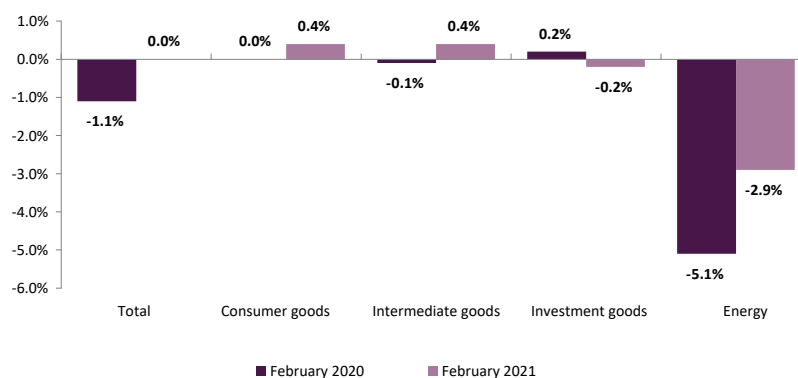


Month-on-month rate of change

In February 2021:

- The Industrial Production Prices Index registered a null month-on-month rate of change (-1.1% in the same period of 2020);
- The *Energy* index decreased by 2.9% (-5.1% in February of the previous year);
- Manufacturing Industries* registered an increase of 1.1% (-0.7% in the same month of 2020).

Total Index and Major Industrial Groupings
(month-on-month rate of change)



More information available at:
[Industrial production price index – February 2021](#)
(18 March 2021)

Economic activity decelerates sharply in February

In February 2021, in Portugal:

- The consumer confidence indicator decreased in February, following the increases observed in the previous two months, less markedly in January. This evolution was mainly due to the negative contribution of the perspectives regarding the future evolution of the country's economic situation, with expectations on the future evolution of spending money on major purchases also contributing negatively. On the other hand, opinions about the past evolution of household's financial situation presented a nil contribution, while perspectives regarding the future evolution of household's financial situation contributed positively.
- The manufacturing industry confidence indicator increased in February, after decreasing in the previous month. The behaviour of the indicator reflected the positive contributions of the firm's production perspectives over the next three months, since the opinions on the evolution of the overall order books in the last three months and the opinions on the current stocks of finished products contributed negatively. The indicator increased in the *Intermediate Goods* group, decreased in the *Investment Goods* group, and stabilized in the *Consumer Goods* group.
- The construction and public works confidence indicator decreased in February, after increasing in December and January. The decrease of the indicator reflected the negative contribution of the balance of opinions on current order books, as perspectives on employment maintained a positive contribution, although slightly lower than in January. In February, the indicator decreased in all the divisions, *Construction of Buildings*, *Civil Engineering*, and *Specialized Construction Activities*, only slightly in the second case.
- The trade confidence indicator decreased in January and February, after increasing slightly in the previous month. This evolution reflected the strong negative contributions of the perspectives of the firm's activity over the next three months and the opinions on the volume of sales, particularly in the former case, with opinions on current volume of stocks contributing positively. By subsector, the confidence indicator decreased in Wholesale Trade and, more significantly, in Retail Trade.
- The services' confidence indicator decreased intensely in February, after increasing in the previous month, resuming the downward path started in November. The behaviour of the indicator resulted from the strong negative contribution of all components, opinions on the evolution of the order books and perspectives on the evolution of the order books and on the evolution of the business situation, more intensely in the former case. The confidence indicators decreased in six of the eight sections, with emphasis on the sections of *Real estate activities*, *Accommodation and food service activities* and *Information and communication activities* presented significant declines.

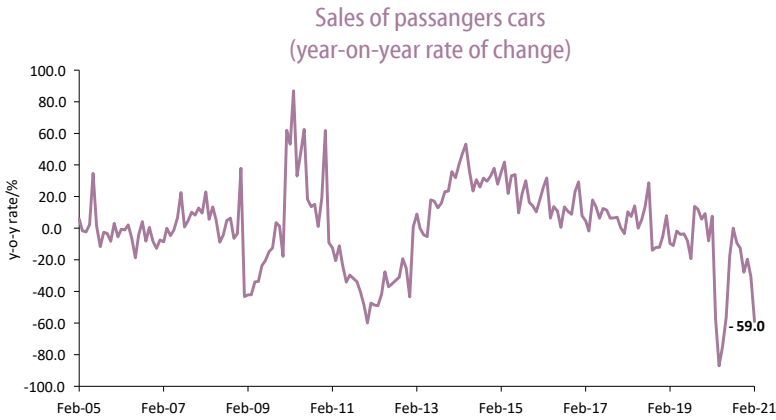
The economic activity indicator worsened sharply in January 2021, deepening the downward profile observed since October 2020. By components in the expenditure perspective, in year-on-year terms:

- The quantitative indicator of private consumption registered, as had already occurred in December 2020, less intense reductions, after having interrupted in November the upward profile registered in the previous six months;
- The investment indicator registered a decrease in January, after having increased in the previous month.

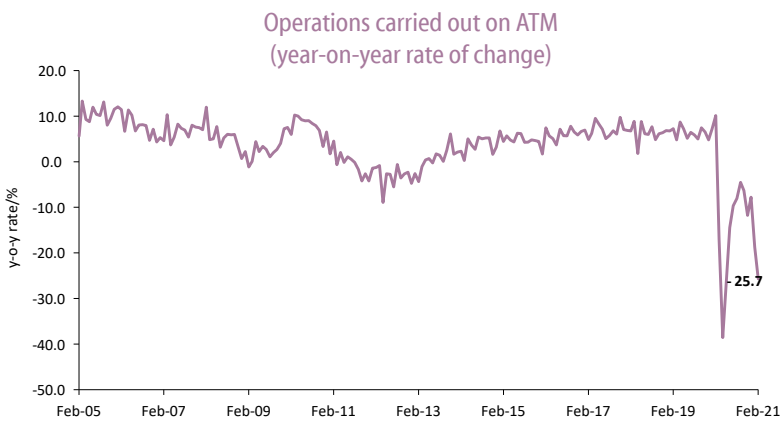


In February 2021, in year-on-year terms:

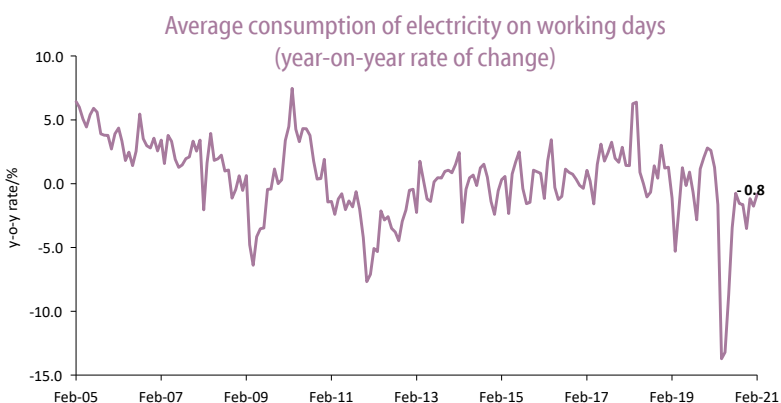
- Sales of passenger cars decreased by 59.0% (-19.6% in December and -30.5% in January);



- The overall value of national withdrawals, payments for services and purchases at automatic payment terminals decreased by 25.7% (-7.8% in December and -18.7% in January);



- The average consumption of electricity on a working day registered a rate of change of -0.8% (-1.2% in December and -1.8% in January).



In February 2021, in the Euro Area:

- The economic sentiment indicator increased (after having fallen in the previous month) as a result of a significant increase in confidence levels in industry and, to a lesser extent, in services and construction;
- The prices of raw materials and oil increased by 5.4% and 14.4% respectively (10.2% and 9.6% in January, in the same order).

More information available at:
[Monthly economic survey – February 2021](#)
 (17 March 2021)

SYNTHESIS INE @ COVID-19

April . 15 . 2021

Interest rate decreased to 0.853% while owed capital and monthly loans repayments stood at EUR 55,447 and EUR 226 Euros, respectively

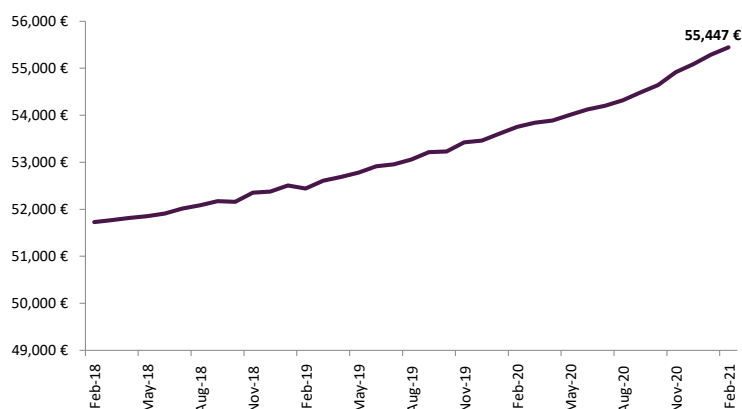
In February 2021, the implicit interest rate on all housing loan contracts was 0.853% (0.873% in the previous month). In contracts signed in the last three months, the interest rate decreased to 0.716% (0.744% in January).

Implicit interest rates in housing loans



In February 2021, the average value of owed capital for all contracts increased by EUR 161 compared to the previous month, to EUR 55,447. The average value of loan repayments decreased by EUR 1 compared to the previous month, to EUR 226.

Average owed capital



The implicit interest rate in housing loan agreements decreased in February 2021 to 0.872% (0.892% in the previous month). For contracts celebrated in the last three months, this interest rate stood at 0.716% (0.744% in January).

More information available at:
[Implicit interest rates in housing loans – February 2021](#)
(18 March 2021)

Mortality in Portugal in the context of the COVID-19 pandemic

Deaths attributed to COVID-19 in weeks 8 and 9 below the 2015-2019 average

In the first weeks of 2020, the number of deaths was generally lower than the average figures observed in the corresponding weeks of the 2015-2019 period.

In March, contrary to past trends, mortality began to increase, reaching a first peak between the 30th of March and the 5th of April, to which COVID-19 deaths contributed in part.

A new maximum of deaths was reached in mid-July, despite the reduced contribution of COVID-19 deaths to the increase in mortality. As the end of the year approached and the beginning of 2021, this growth was increasingly explained by the growing number of deaths attributed to COVID-19.

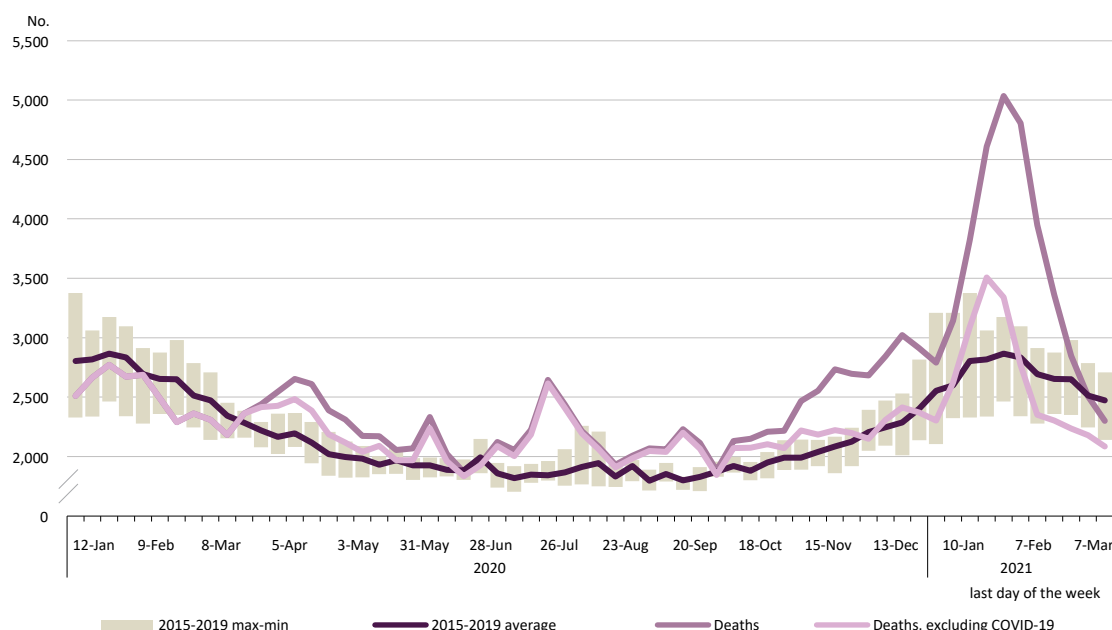
Since the last week of 2020 (28th of December to the 3rd of January 2021), the number of deaths increased continuously until week 3 (18th to the 24th of January), reaching in that week the highest weekly number of deaths observed since the start of the pandemic. In that week, 5,026 people died (2,160 more than the 2015-2019 average) and the number of COVID-19 deaths was 1,693 (33.7% of total deaths).

The total number of deaths began to decline from week 4 of 2021 (25th to the 31st of January), although the highest number of weekly deaths attributed to COVID-19 (2,036) since the start of the pandemic had been recorded by then.

In weeks 8 and 9 (22nd of February to the 7th of March), the number of deaths continued to decrease and Portugal recorded 2,506 and 2,299 deaths, respectively (4,805 in total), which is below the average for the corresponding weeks in the period 2015-2019 (8 and 174 fewer deaths, respectively).

Since the start of the pandemic, this situation had only occurred in weeks 24 and 25 of 2020 (8th to the 21st of June 2020).

2020 and 2021 deaths and 2015-2019 average, by week, Portugal, week 1 of 2020 to week 9 of 2021

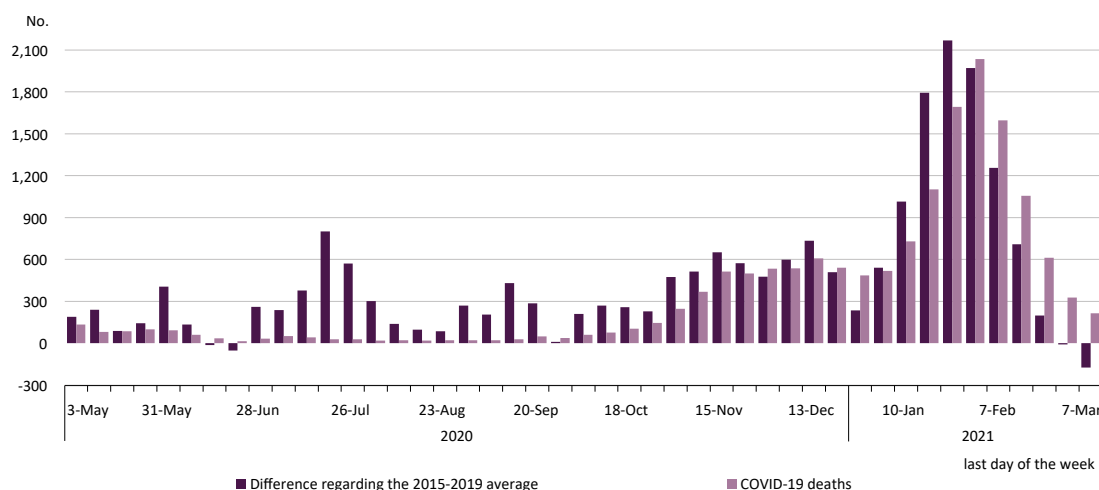


SYNTHESIS INE @ COVID-19

April . 15 . 2021

The number of COVID-19 deaths in weeks 8 and 9 was 328 and 214, representing 13.1% and 9.3% of total deaths respectively.

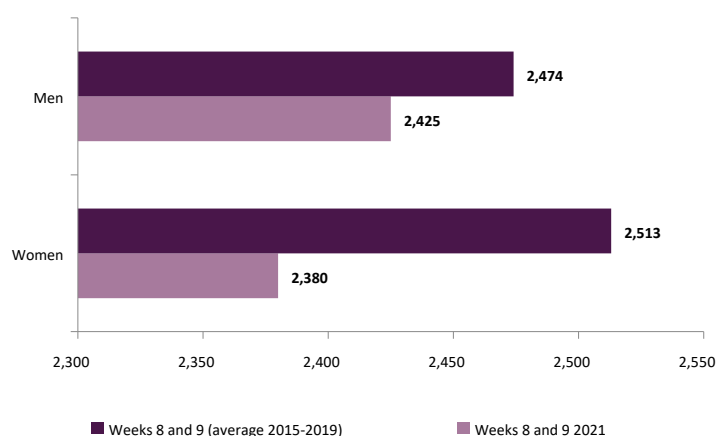
Difference between 2020 and 2021 deaths and 2015-2019 average and COVID-19 deaths, by week, Portugal, week 18 of 2020 to week 9 of 2021



Of the total number of deaths recorded in weeks 8 and 9 of 2021 (22nd of February to the 7th of March):

- 2,425 were men and 2,380 were women (49 and 133 fewer deaths, respectively, than the average number of deaths in the corresponding weeks of 2015-2019);

Deaths in weeks 8 and 9



- More than 71% were people aged 75 and over, of which around 42% were aged 85 and over;
- Concerning the 2015-2019 average, the number of deaths reduced in all age groups, except in the 65-69 and 70-74 age groups. The greatest reduction occurred in the 80-84 age group: 108 fewer deaths (-11.7%);
- The regions of Norte, Centro, and Área Metropolitana de Lisboa concentrated 82% of deaths;
- The highest number of deaths per 100 thousand inhabitants was registered in Alentejo (63.9);
- More than 60% of deaths occurred in hospitals.

More information available at:
[Deaths registered weekly – preliminary data, weeks 8 and 9 of 2021](#)
 (19 March 2021)

SYNTHESIS INE @ COVID-19

April . 15 . 2021

Statistics Portugal started on 3 April 2020 the release of the “Statistics Portugal@COVID-19 Synthesis” series of highlights, aiming to provide a summary aggregation of some of the most relevant official statistical results released each week.

These reports are intended to facilitate the access to data which allow monitoring of the social and economic impact of the COVID-19 pandemic by decision-makers from public and private entities as well as the general public.

Press releases between 22-03-2021 and 26-03-2021:

Press Releases	Reference period	Release date
House Price Index	4 th Quarter of 2020	23 March 2021
Survey on bank evaluation on housing	February 2021	25 March 2021
Environmental Goods and Services Sector Accounts	2018	25 March 2021
Context indicators for the COVID-19 pandemic in Portugal		26 March 2021
Excessive deficit procedure - 1st notification	2021	26 March 2021
Quarterly National Sector Accounts	4 th Quarter of 2020	26 March 2021
Main aggregates of General Government	2020	26 March 2021